

User Guide

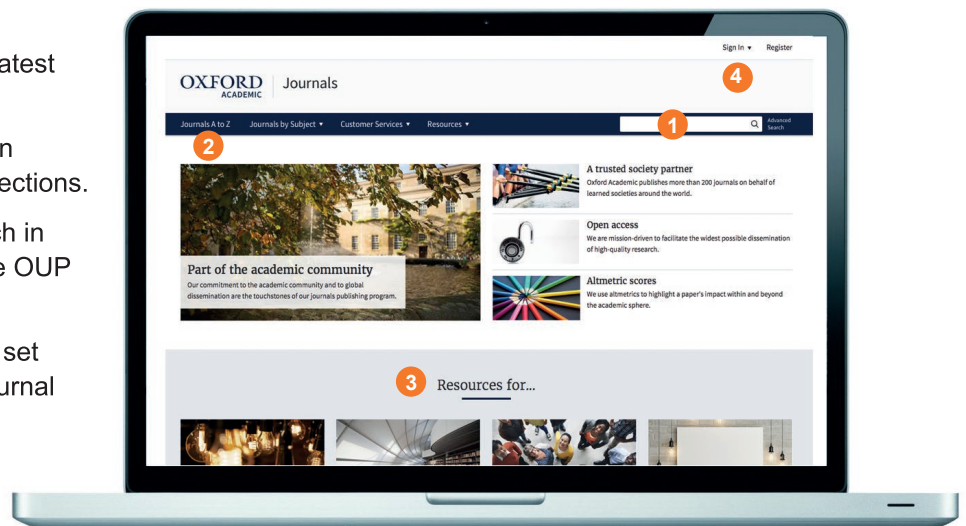
The Oxford Academic platform contains an ever expanding selection of prestigious and authoritative journals, published in collaboration with some of the world's most influential scholarly and professional societies. Titles are accessible through a user-friendly platform, which enables extensive searching in order to support your research needs.

WHAT YOU CAN FIND

- A growing number of high quality scholarly journals, published by OUP.
- Diverse subject areas – with prestigious titles in Medicine, Life Sciences, Humanities, Social Sciences, Law, and Mathematics and Physical Sciences.
- OUP has the highest percentage of journals in the top 10% by impact factor, and the lowest percentage of journals in the bottom 50%, among publishers with over 100 journals in ISI Impact Factor ranking.

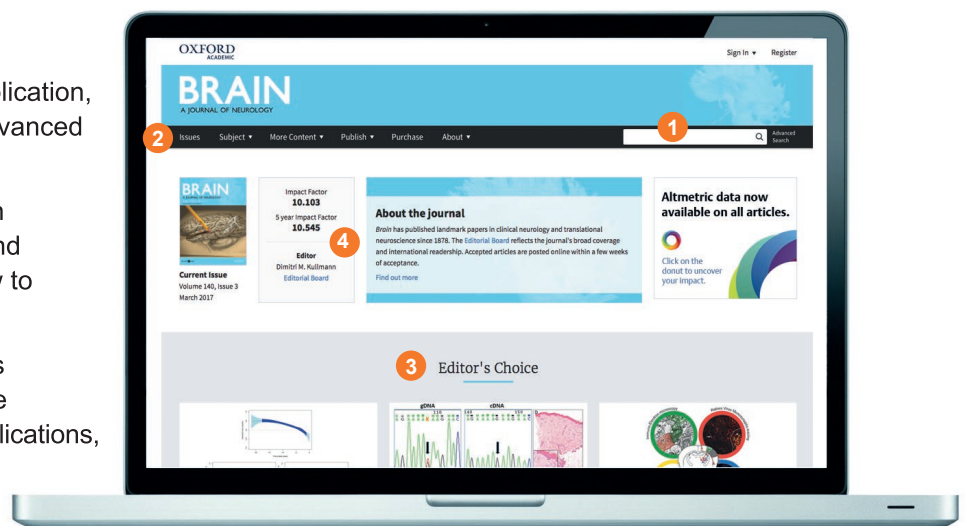
(A) QUICK SEARCH OR BROWSE

1. Search by article or keyword in the home page search bar for direct access to the latest academic research.
2. Use the A-Z list or subject area drop-down menus to browse journals across the collections.
3. Scroll down to discover the latest research in your subject area, relevant content on the OUP blog, and our newest journals.
4. Create an Oxford Academic account and set up email alerts to receive news of new journal issues, and article activity.




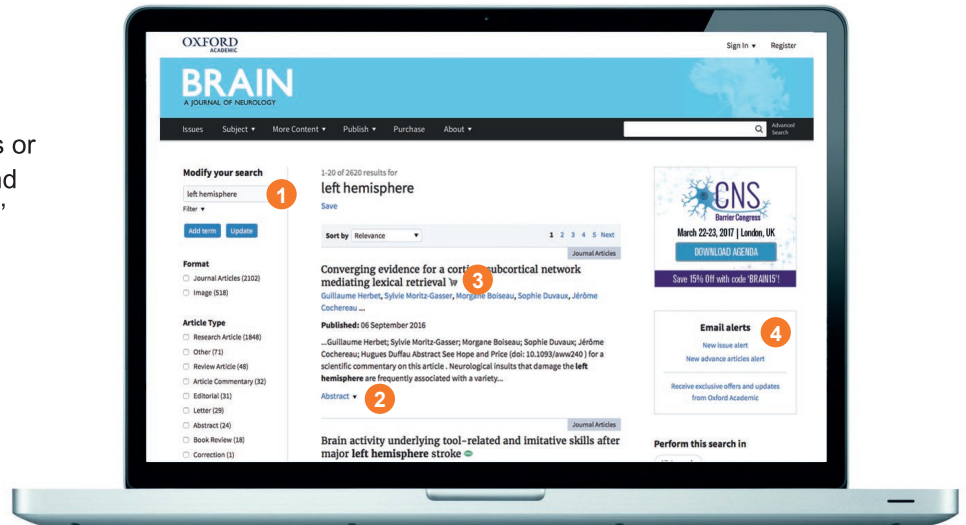
(B) JOURNAL LEVEL

1. Search all articles across the chosen publication, and refine your query further with the 'Advanced Search' button.
2. Use drop-down menus to browse through Issues, explore additional content, and find out more about the journal, including how to submit papers.
3. Explore the journal's homepage to access additional content, such as Editor's Choice articles, video abstracts, other related publications, and the latest and most read articles.
4. View key information about a journal, such as Impact Factor and society affiliation.



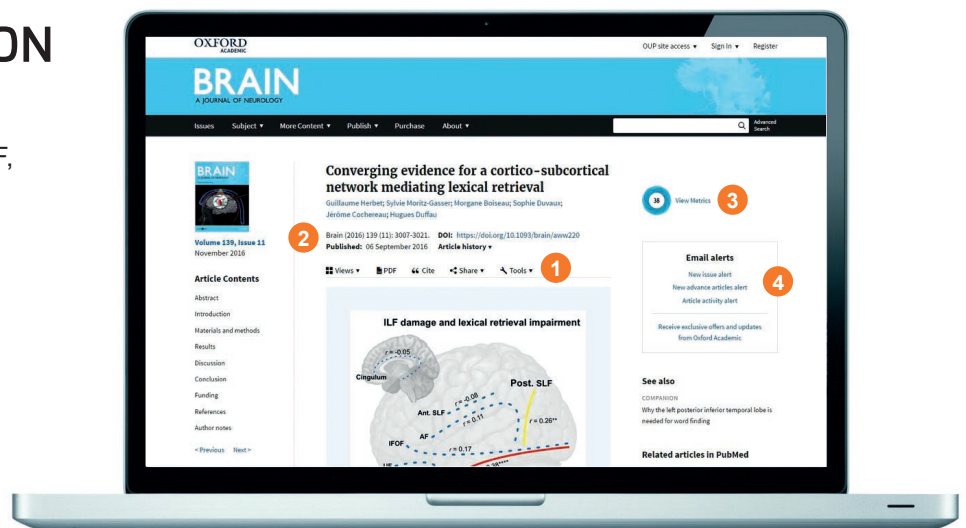
(C) SEARCH RESULTS

1. Filter your search results by adding terms or refining by Article Type, Subject, Date, and Availability, using the 'Modify your search' pane on the left hand side of the screen.
2. View the article abstract.
3. Articles you can access are marked with this  symbol.
4. Set up email alerts for when new issues of the journal are released, or new articles announced.



(D) ARTICLE NAVIGATION

1. Use these tabs to view images, figures and tables, download the article as a PDF, find citation information, and share.
2. See the Volume, Issue Number, and publication date, and navigate the article using the hyperlinked table of contents.
3. View the metrics for the current article.
4. Set up email alerts to receive news on when an article has had recent activity, e.g. comments or corrections.



(E) SEARCH TIPS

You can limit or widen your search results by using these search rules:

1. **Searching for a phrase:** to find a set phrase, enter it into the search box surrounded by quotation marks.
2. **Boolean operators:** the available Boolean operators are AND, OR, NOT, and NEAR. Type these in upper case directly into the search box, between terms. For example: land NOT sea.
3. **Special characters:** you need not enter accented letters in order to find words that contain accents.

ALTMETRICS

We use altmetrics to highlight a paper's impact within and beyond the academic sphere.

The Altmetrics score is a quantitative measure of the attention that a scholarly article has received, and is displayed in the centre of the donut icon. Click on 'view metrics' to see a breakdown of this activity.

